

CPT Global presents

From Barriers to Breakthroughs

Simplifying Your Mainframe Software

Introduction

Mainframes do jobs that other IT platforms can't. However, keeping them operationally effective is challenging when your team lacks visibility, doesn't understand the environment, or simply doesn't have the time or budget to modernize.

Unfortunately, many organizations end up with bloated software portfolios due to historical factors such as past requirements, organizational changes, and mergers, combined with a gradual loss of understanding of who is using certain software and why.

Over time, this accumulation makes systems more complex, costly to maintain, and harder to manage. Adding software or hardware "Band-Aids" often worsens the issue, leading to inefficiencies that degrade IT performance, drain resources, and impact your bottom line.

Additionally, while certain software may have been essential in the past, ongoing updates can expand functionality, adding new products or features that result in unnecessary duplication. It's a problem your business can't ignore.



Introduction

How can you break free from this cycle and achieve a streamlined and effective mainframe software portfolio? Or even better, create an IT environment that is both efficient and agile?

Assembled by CPT Global's technical experts, this eBook offers proven strategies to transform your mainframe environment and drive greater efficiency.

Why settle for short-term fixes that only add to the complexity and costs? Our team has been helping clients rationalize their software stacks for over 30 years. We will show you a sustainable path forward.



What to Expect From this eBook



01

Decoding Mainframe Software Rationalization

Understand the benefits and barriers to streamlining your IT environment by resolving and reducing your software footprint.

02

Assessing Your Mainframe Software Portfolio

Conduct a thorough portfolio audit to identify inefficiencies, redundancies, and high-cost, low-value items to enable data-driven decisions.

03

Building Your Rationalization Plan

Prioritize solutions, secure stakeholder buy-in, and execute your plan for a streamlined IT environment.

04

Action Steps to Get Started

Define goals, identify target areas, and create an action plan for rationalization, including safe software retirement.



DECODING MAINFRAME SOFTWARE RATIONALIZATION



What is Software Rationalization?

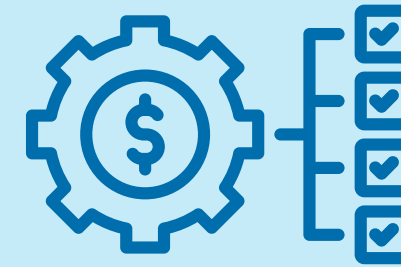
Software rationalization is about evaluating and optimizing your mainframe software to cut costs, eliminate redundancies, and improve efficiency. It ensures your tools align with business goals and deliver real value.

Here are three steps to guide your rationalization process:

- **Visibility:** Understand your software usage, costs, and performance.
- **Consolidation:** Remove duplicates and outdated tools, keeping only effective ones.
- **Optimization:** Build a scalable, agile, and efficient software stack.

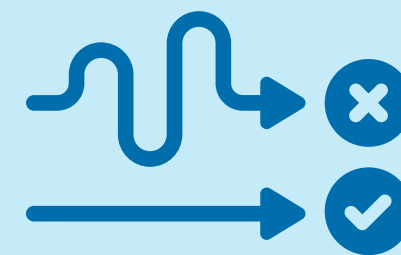
Rationalizing your software helps create a smarter, streamlined IT environment. The process can be complex, but with the right approach, it can bring remarkable benefits.

Key Benefits



Lower Costs

Consolidating tools reduces licensing, maintenance, and support expenses, freeing resources for strategic projects.



Simplified IT

Streamlining systems improves integration, boosts productivity, and enhances user satisfaction.



Faster Modernization

A leaner software stack makes adopting new technologies easier, driving innovation and competitiveness.



Breaking Down Myths of Software Rationalization

Many organizations hesitate to start the rationalization process thinking it is overly complex, disruptive, or delivers minimal return on investment. However, the reality is quite the opposite when approached systematically and with the right expertise.



MYTH #1

"Rationalization Equals Elimination"

Many assume that rationalization solely focuses on eliminating tools, but this is a misconception. The process is about optimizing your software portfolio by identifying redundancies, overlapping functionalities, and underutilized tools.

While some tools may be retired, rationalization's ultimate goal is to ensure that your technology stack aligns with organizational needs, enhancing efficiency and value.



Breaking Down Myths of Software Rationalization



MYTH #2


"Rationalization Means Cutting Costs Only"

It's a common misconception that software rationalization is purely a cost-cutting measure. While reducing expenses is certainly a positive outcome, software rationalization is about aligning your software portfolio with your strategic business objectives, streamlining operations for enhanced efficiency, and building a more agile IT environment that can adapt to change and drive innovation.

In essence, it's about optimizing value and empowering the business, not just balancing the books.



Breaking Down Myths of Software Rationalization



MYTH #3

"Rationalization is a One-Time Fix"

Software rationalization is not a one-time, quick fix. It's an ongoing process that requires continuous evaluation and optimization to maintain efficiency and keep up with changing business needs.

Regularly reviewing your software portfolio allows for better cost management, improved performance, and adaptability to new technologies.



ASSESSING YOUR MAINFRAME SOFTWARE PORTFOLIO



Why Assessing Your Portfolio Matters

Before any optimization occurs, you need a clear understanding of what's in your current portfolio.

Assessing your software is the first step toward identifying inefficiencies, cutting unnecessary costs, and driving better alignment between your tools and business objectives.

An organized portfolio audit highlights inefficiencies and helps you make data-driven decisions about which tools to keep, consolidate, or retire.

How to Conduct an Audit



Catalog Your Assets

Create a detailed list of all the software tools currently in use, including licensing details, user access, and dependencies.



Understand Functionality

Evaluate each tool's purpose and contribution to ensure it aligns with organizational goals and current needs.



Identify Redundancies

Look for overlapping functionalities and multiple tools performing the same task.



Check Usage Patterns

Analyze how often each tool and its features are used, and by whom. Tools or features that are underutilized could be prime candidates for removal or optimization.



Cost and Complexity

Developing and deploying AI solutions can be costly and complex, requiring significant investment.



Evaluating Cost vs. Value

To prioritize your software effectively, consider not just the costs but the value each solution brings to your organization. Here's how to assess ROI.



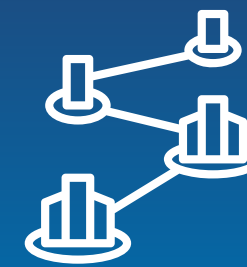
Measure Business Impact

Does the tool directly contribute to achieving business goals?



Analyze Productivity Gains

Does the software improve workflows, reduce manual effort, or drive faster results?



Consider Scalability

Will the tool continue to meet your needs as your organization grows and evolves?

High-cost tools without substantial value are ripe for rationalization, while solutions delivering strong ROI should remain part of your strategic stack.



Diagnostic Checklist for IT Managers

To dig deeper into your portfolio, ask yourself these critical questions:

1. **Which tools are key to our daily operations?**
2. **Are there any licenses we're paying for but not fully utilizing?**
3. **How many software solutions overlap in functionality?**
4. **What tools are frequently requested by employees or teams?**
5. **Are there any systems causing inefficiencies or integration issues?**
6. **Does our software stack support our long-term business goals?**


This checklist helps you focus on the most impactful areas of your software portfolio, ensuring decisions are aligned with organizational priorities.



Creating a Stronger Foundation

Assessing your mainframe software portfolio isn't just about trimming the fat, it's about creating a foundation for long-term efficiency, scalability, and innovation.

A well-structured portfolio sets the stage for smarter investments, simpler IT operations, and a more agile approach to modernization. The sooner you start, the sooner you'll unlock the full potential of your technology stack.



BUILDING YOUR RATIONALIZATION PLAN



Defining a Clear Strategy

After assessing your mainframe software portfolio, create a rationalization plan aligned with your IT and business goals. A strong strategy ensures intentional decisions for long-term success.

- **Set Objectives:** Define goals like cost savings, efficiency, or reduced complexity.
- **Align with Business Goals:** Ensure efforts support organizational priorities like digital transformation.
- **Create a Roadmap:** Plan timelines, starting with quick-win actions.

A clear strategy keeps your efforts focused and measurable.

Prioritizing Solutions

- 1. Evaluate Impact**
Focus on tools that significantly affect operations, productivity, or customer experience.
- 2. Estimate Difficulty**
Consider the effort required to address each tool and balance it against the potential benefits.
- 3. Start with Obsolete Tools**
Remove unused products or those with features that can be handled by existing base tools.
- 4. Balance Costs vs. Value**
Target high-cost, low-value tools for removal or replacement.
- 5. Minimize Disruption**
Prioritize changes that avoid downtime for critical operations.

Tackling obsolete and high-impact areas first delivers quick wins and builds momentum.



Getting Stakeholder Buy-In



Having stakeholder support is critical to your success.

Start by clearly communicating your vision and showing how it aligns with organizational goals. Highlight the benefits and engage stakeholders early in the process to foster collaboration and build trust. Share insights using audit data to support your recommendations with evidence.

Proper alignment with stakeholders helps ensure smoother implementation and fewer obstacles down the line.



Executing Your Plan

With a clear strategy, priorities, and stakeholder buy-in, it's time to take action.



Start with pilot programs that are simple yet deliver maximum benefit. A successful pilot builds confidence and demonstrates the value of the initiative to the organization.



Document all updates and removals to maintain transparency, and provide employees with the necessary training to adapt to new tools or processes.



Track progress by monitoring metrics like cost savings and productivity. A well-structured rollout ensures minimal disruption and maximum results.



Key Lessons from Failed Implementations

Organizations that have struggled with IT or software implementation issues offer valuable lessons to help others avoid similar problems when rationalization occurs. Here's what they've learned:

Plan Ahead and Align with Goals

Failures often occur when tools are implemented without a clear purpose or proper integration into existing systems. Take time to thoroughly plan and ensure IT solutions align with overall business objectives.

Engage Stakeholders from the Start

Getting key stakeholders involved early on promotes alignment, sets clear expectations, and helps prevent incomplete or misaligned solutions.

Make Change Management a Priority

Poor user adoption is frequently caused by resistance or lack of proper training. A strong change management strategy helps ensure smoother transitions and maximizes the benefits of new systems.

Evaluate and Adapt Regularly

Neglecting evaluations or dismissing user feedback can allow small issues to grow into major problems. Regular reviews and adjustments are critical to long-term success.

Applying these lessons, your organization can refine its strategies, minimize risks, and achieve smoother, more successful implementations in the future.



ACTION STEPS TO GET STARTED



Checklist for Your First Rationalization Project

- Define your goals**
Clearly outline what you want to achieve with your rationalization project. Are you looking to cut costs, improve efficiency, or align processes with new business priorities?
- Identify target areas**
Identify target areas: Focus on specific operations, tools, or processes that need rationalization. Prioritize low-hanging fruit—areas with the highest potential impact for the least effort.
- Assemble your team**
Bring together a cross-functional group of stakeholders who understand the processes you're rationalizing and can provide valuable input.
- Gather data**
Collect detailed information on the systems, tools, or workflows you plan to rationalize. Understand current usage, costs, and limitations.
- Evaluate options**
Assess potential improvements or alternatives. Use data to weigh the pros and cons of each option to find the best-fit solution.
- Create an action plan**
Develop a clear roadmap with milestones, timelines, and responsibilities. Make sure the plan aligns with your overall business objectives.
- Communicate the plan**
Keep stakeholders informed and engaged. Transparent communication ensures buy-in and reduces resistance to change.
- Execute and monitor**
Implement your changes and track progress closely. Be ready to pivot if unexpected challenges arise.



Retiring Software Safely and Efficiently

01



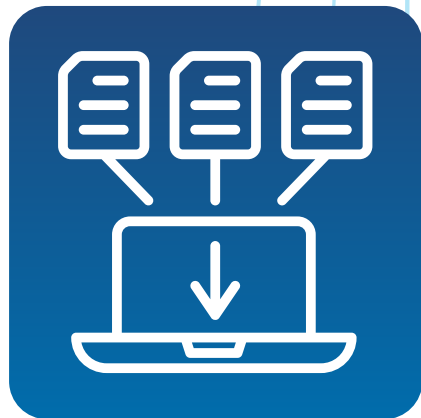
Confirm the software is not required by verifying activity logs. Be cautious with processes that only occur on monthly, quarterly, annual, or ad hoc schedules.

02



Validate with stakeholders that the software is no longer needed.

03



Review associated assets, such as scripts, programs, and procedures, to identify dependencies and confirm they can be retired safely.

04



Decommission software in stages. **Step 1** involves disabling the software with a clear contingency plan for reactivation.

Step 2 focuses on preparation for retirement, such as renaming datasets, migrating data, and removing items from system configurations.

Step 3 is the final retirement phase, where removal is completed.



Retiring Software Safely and Efficiently

Addressing Unlicensed Legacy Software

Legacy software can often surface during the rationalization process, and it's not uncommon to find products still in use without proper licensing. Tackling these issues is critical to avoid legal risks, ensure compliance, and maintain operational integrity.

Start by auditing your software inventory to identify unlicensed tools, then collaborate with stakeholders to evaluate whether these tools are still necessary or can be replaced with licensed alternatives. If they are essential, work with vendors to secure proper licensing.

Addressing these gaps proactively helps you not only mitigate risks but also reinforce your organization's commitment to ethical and efficient operations.



Conclusion



Taking charge of your mainframe software portfolio is not just about cost savings or streamlining operations – it's about positioning your organization for future success. The decisions you make today will define your efficiency, agility, and competitiveness tomorrow.

With the right approach and tools, rationalization can help your organization thrive. So, remember to keep learning, planning, communicating, and taking action toward achieving your goals.

The future of your organization begins with the decisions you make now. CPT can help you take the first step.



About CPT Global



For over 30 years, CPT Global has been helping businesses optimize IT systems, reduce costs, and drive impactful transformation. With our expertise in Mainframe, Distributed, Cloud, and Quality Engineering, we develop tailored strategies to tackle your most complex IT challenges and deliver long-term value.

Operating in 35 countries across Asia-Pacific, North America, and Europe, we've saved our clients over \$1 billion by combining innovative thinking with practical solutions. When you work with us, we prioritize understanding your unique needs, addressing your challenges, and providing sustainable results to future-proof your IT investments.

Our success is built on collaboration, accountability, and the pursuit of innovation. Whether you're looking to rationalize software assets, optimize performance, or transform your IT operations, we're here to ensure your business thrives today and into the future.

Tired of your software sprawl? Partner with us.



info@cptglobal.com



www.cptglobal.com